



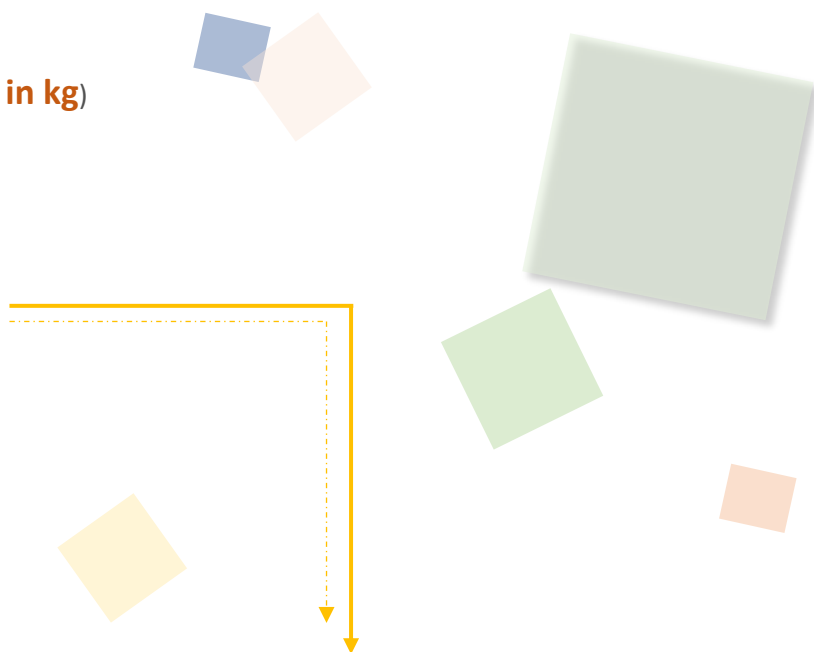
## Trading Volume & Amount in Charts

### ■ VOLUME

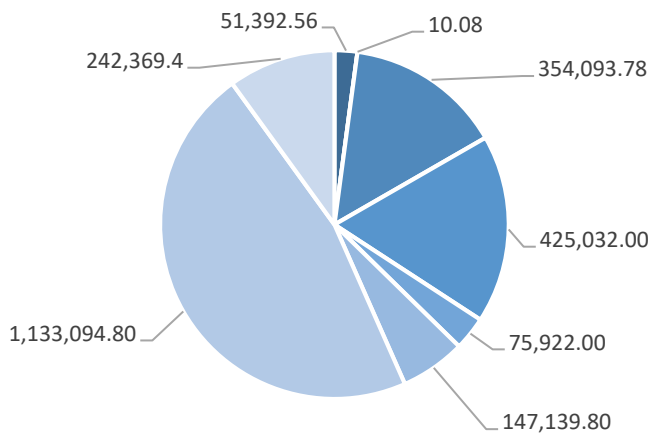
#### Popular Products (Trading Volume, in kg)

**Total: 71,776,234.42**


- ◆ Au Products: 2,429,054.42
- ◆ Ag (T+D): 67,800,130.00
- ◆ Others: 1,547,050.00



#### Popular Au Products Trading Volume (in kg)



■ iAu9999 ■ PGC30g ■ Au99.99 ■ Au(T+D) ■ SHAU ■ mAu(T+D) ■ PAu99.99 ■ Others





## Trading Volume & Amount in Charts

### AMOUNT

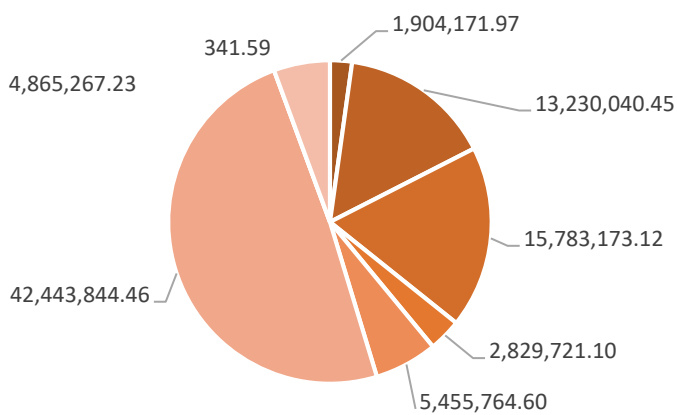
#### Popular Products (Trading Amount, in 10,000 RMB)

**Total: 125,437,422.58**


- ◆ Au Products: 90,677,493.81
- ◆ Ag (T+D): 33,757,925.94
- ◆ Others: 1,002,002.83



#### Popular Au Products Trading Amount (in 10,000 RMB)




■ iAu9999 ■ Au99.99 ■ Au(T+D) ■ SHAU ■ mAu(T+D) ■ PAu99.99 ■ PGC30g ■ Others





## Trading Volume & Amount in Details


Trading Volume (in kg)							
Contract	Previous Month Daily Average	Present Month Daily Average	Previous Month accumulative total	Present Month accumulative total	Month-on -Month	Year-on -Year	Present Year accumulative total
Au99.95	403.82	441.60	8,884.00	8,832.00	-0.59%	9.63%	71,270.00
Au99.99	13,457.33	17,704.69	296,061.36	354,093.78	19.60%	19.12%	2,541,933.76
Au100g	36.68	24.67	807.00	493.40	-38.86%	-44.42%	5,506.40
Au995	9.09	0.00	200.00	0.00	-100.00%	-	600.00
PGC30g	0.44	0.50	9.78	10.08	3.07%	-61.20%	96.36
iAu9999	663.37	2,569.63	14,594.22	51,392.56	252.14%	1136903.54%	225,122.96
iAu100g	0.02	0.00	0.40	0.00	-100.00%	-100.00%	3.80
iAu995	0.00	5.00	0.00	100.00	-	-	200.00
Au(T+D)	25,753.00	21,251.60	566,566.00	425,032.00	-24.98%	-65.44%	5,470,530.00
mAu(T+D)	5,645.73	7,356.99	124,206.00	147,139.80	18.46%	-21.81%	1,212,969.00
Au(T+N1)	5.07	4.07	111.60	81.40	-27.06%	-95.30%	21,084.20
Au(T+N2)	19.00	41.06	418.00	821.20	96.46%	-14.80%	18,103.20
NYAuTN06	62.36	35.96	1,372.00	719.20	-47.58%	-71.61%	22,497.80
NYAuTN12	83.57	81.59	1,838.60	1,631.80	-11.25%	-69.87%	23,062.20
PAu99.95	924.09	1,550.00	20,330.00	31,000.00	52.48%	-47.28%	690,914.00
PAu99.99	59,968.25	56,654.74	1,319,301.40	1,133,094.80	-14.11%	-39.13%	13,827,255.00
IPAu99.99	6,155.27	8,909.52	135,416.00	178,190.40	31.59%	72.19%	1,002,473.80
IPAu99.5	0.00	0.00	0.00	0.00	-	-	100.00
OAU99.99	520.00	525.00	11,440.00	10,500.00	-8.22%	-14.05%	159,482.20
LAu99.95	87.64	0.00	1,928.00	0.00	-100.00%	-	10,846.00
LAu99.99	891.27	500.00	19,608.00	10,000.00	-49.00%	-	113,178.00
SHAU	5,406.91	3,796.10	118,952.00	75,922.00	-36.17%	-31.22%	875,784.00
Pt99.95	627.00	558.50	13,794.00	11,170.00	-19.02%	19.93%	93,750.00
Ag99.99	625.91	1,047.00	13,770.00	20,940.00	52.07%	-51.49%	119,460.00
Ag(T+D)	3,767,486.36	3,390,006.50	82,884,700.00	67,800,130.00	-18.20%	-85.80%	1,205,755,506.00
PAG99.99	19,186.36	29,280.00	422,100.00	585,600.00	38.73%	48.89%	5,084,640.00
OAG99.99	0.00	0.00	0.00	0.00	-	-	0.00
SHAG	49,266.82	46,467.00	1,083,870.00	929,340.00	-14.26%	-24.33%	9,141,810.00
Au Products (in total)	120,092.93	121,452.72	2,642,044.36	2,429,054.42	-8.06%	-37.42%	26,293,012.68
Ag Products (in total)	3,836,565.45	3,466,800.50	84,404,440.00	69,336,010.00	-17.85%	-85.53%	1,220,101,416.00
Pt Products (in total)	627.00	558.50	13,794.00	11,170.00	-19.02%	19.93%	93,750.00
<b>Total</b>	<b>3,957,285.38</b>	<b>3,588,811.72</b>	<b>87,060,278.36</b>	<b>71,776,234.42</b>	<b>-17.56%</b>	<b>-85.14%</b>	<b>1,246,488,178.68</b>

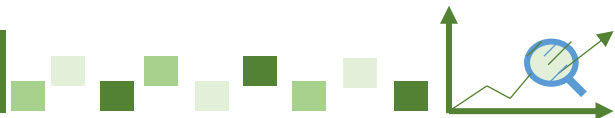




## Trading Volume & Amount in Details

Trading Amount (in 10,000 RMB)							
Contract	Previous Month Daily Average	Present Month Daily Average	Previous Month accumulative total	Present Month accumulative total	Month-on-Month	Year-on-Year	Present Year accumulative total
Au99.95	15,885.18	16,540.00	349,473.99	330,800.06	-5.34%	0.68%	2,695,648.09
Au99.99	505,931.70	661,502.02	11,130,497.41	13,230,040.45	18.86%	9.49%	95,645,375.42
Au100g	1,359.87	915.35	29,917.16	18,306.95	-38.81%	-49.92%	206,674.61
Au995	337.45	0.00	7,424.00	0.00	-100.00%	-	22,612.00
PGC30g	16.82	19.03	370.03	380.58	2.85%	-64.69%	3,631.98
iAu9999	24,731.67	95,208.60	544,096.66	1,904,171.97	249.97%	1018903.43%	8,461,502.19
iAu100g	0.69	0.00	15.12	0.00	-100.00%	-100.00%	135.68
iAu995	0.00	184.93	0.00	3,698.60	-	-	7,369.85
Au(T+D)	957,943.60	789,158.66	21,074,759.27	15,783,173.12	-25.11%	-68.77%	205,545,292.23
mAu(T+D)	209,632.67	272,788.23	4,611,918.82	5,455,764.60	18.30%	-29.34%	45,500,486.66
Au(T+N1)	191.06	152.84	4,203.31	3,056.77	-27.28%	-95.80%	795,847.16
Au(T+N2)	710.60	1,530.97	15,633.17	30,619.47	95.86%	-22.76%	691,868.66
NYAuTN06	2,366.06	1,354.14	52,053.35	27,082.82	-47.97%	-74.86%	859,533.13
NYAuTN12	3,128.24	3,021.20	68,821.28	60,423.97	-12.20%	-73.81%	880,792.39
PAu99.95	34,301.30	57,835.70	754,628.60	1,156,713.90	53.28%	-52.28%	26,374,327.79
PAu99.99	2,245,006.53	2,122,192.22	49,390,143.59	42,443,844.46	-14.06%	-44.80%	521,021,414.51
IPAu99.99	230,313.52	332,703.00	5,066,897.47	6,654,059.99	31.32%	52.16%	37,903,204.25
IPAu99.5	0.00	0.00	0.00	0.00	-	-	3,689.00
OAu99.99	16,724.56	18,581.75	367,940.34	371,635.00	1.00%	-27.08%	5,791,823.64
LAu99.95	3,181.20	0.00	69,986.40	0.00	-100.00%	-	403,988.34
LAu99.99	33,062.29	18,700.00	727,370.40	374,000.00	-48.58%	-	4,223,432.60
SHAU	201,336.23	141,486.06	4,429,397.10	2,829,721.10	-36.11%	-37.67%	32,941,079.34
Pt99.95	13,946.54	12,003.95	306,823.89	240,079.04	-21.75%	25.26%	2,250,901.66
Ag99.99	317.41	503.35	6,982.93	10,066.98	44.17%	-59.11%	63,319.60
Ag(T+D)	1,922,749.92	1,687,896.30	42,300,498.19	33,757,925.94	-20.19%	-87.32%	648,382,108.37
PAg99.99	9,722.76	14,404.98	213,900.62	288,099.53	34.69%	28.50%	2,749,507.53
OAg99.99	0.00	0.00	0.00	0.00	-	-	0.00
SHAG	25,041.85	23,187.86	550,920.64	463,757.28	-15.82%	-32.33%	4,878,792.39
Au Products (in total)	4,486,161.25	4,533,874.69	98,695,547.45	90,677,493.81	-8.12%	-43.29%	989,979,729.52
Ag Products (in total)	1,957,831.93	1,725,992.49	43,072,302.37	34,519,849.73	-19.86%	-87.08%	656,073,727.88
Pt Products (in total)	13,946.54	12,003.95	306,823.89	240,079.04	-21.75%	25.26%	2,250,901.66
Total	6,457,939.71	6,271,871.13	142,074,673.71	125,437,422.58	-11.71%	-70.64%	1,648,304,359.06





## Other Market Data

### Delivery Volume

Delivery Volume (in kg)		
	Gold	Silver
Delivery Volume (Present Month)	738,465.42	3,762,750.00
Trading Volume (Present Month)	1,066,269.22	68,750,410.00
Delivery Ratio (Present Month)	69.26%	5.47%
Delivery Volume (Accumulative Total)	6,013,755.88	34,594,440.00
Trading Volume (Accumulative Total)	10,488,763.68	1,215,016,776.00
Delivery Ratio (Accumulative Total)	57.34%	2.85%
Withdrawal Volume (Present Month)	190,868.95	165,375.00
Withdrawal Volume (Accumulative Total)	1,257,326.47	2,219,100.00

### Price Comparison Chart (Gold)

